



PROJECT: _____
 ITEM # _____ QTY: _____
 MODEL # _____
 AIA # _____ SIS # _____

CUBE ICE MAKER


CUBE ICE MAKER

CIM1446FR49



Features and Benefits

- Modular design for flexible application and easy installation on top of bins or dispensers.
- Easy to clean with front facing evaporator.
- Dishwasher safe plastic components (up to 180°F).
- Easy and quick cleaning reducing operating costs.
- Simple to service with many common parts across all CIM machines.
- Harvest Assist provides consistent ice production for the life of the ice maker while reducing energy consumption and increasing capacity.
- Electroless nickel plating on all evaporator plates ensures reliability and durability.
- Constructed from corrosion-resistant and fingerprint-proof aluminum.
- Pairs with RC306C49 remote condenser and precharged linesets: RL49-25, RL49-40, and RL49-75.



| ICE FORMS | |
|-----------|---------------------|
| FULL CUBE | 7/8 x 7/8 x 7/8 in. |
| | 22 x 22 x 22 mm |

| BIN CHART | | | | | | | | | |
|--|------------------|------------------|------------------|------------------|------------------|--------------------|--------------------|--------------------|--------------------|
| Model # | B40 | B42 | B55 | B700-30 | B110 | B1000-48 | B1300-48 | B1325-60 | B1660-60 |
| capacity | 344 lbs (156 kg) | 351 lbs (160 kg) | 510 lbs (232 kg) | 680 lbs (308 kg) | 854 lbs (388 kg) | 1,000 lbs (454 kg) | 1,320 lbs (599 kg) | 1,325 lbs (601 kg) | 1,660 lbs (753 kg) |
| width | 30 in (762 mm) | 22 in (559 mm) | 30 in (762 mm) | 30 in (762 mm) | 48 in (1,219 mm) | 48 in (1,219 mm) | 48 in (1,219 mm) | 60 in (1,524 mm) | 60 in (1,524 mm) |
| Kit for combining wider bins with smaller models | Not Compatible | Not Compatible | Not Compatible | Not Compatible | Kit Not Required | Kit Not Required | Kit Not Required | Kit Not Required | Kit Not Required |

See Ice-O-Matic Price List for Adapter Kits to combine ice makers with most available ice/beverage dispensers.



CIM1446FR49 shown atop of bin B110 (sold separately)

Warranty

- Ice Maker: **3 Years Parts and Labor**
- Evaporator and Compressor: **5 Years Parts**
- Evaporator: **7 Years Parts and Labor** (if enrolled in the filter program for US & Canada)

Options & Accessories

- KSI-1 - Safe Ice Module
- KCUBEDISPB for ice level control for a dispenser - verify adaptor with disp. manufacturer
- RC306C49 remote condenser

Water Filter

- Manifold System IFQ2 gets replacement filter IOMQ (2)

11100 E. 45th Avenue • Denver, CO 80239

Phone: 1.866.PURE.ICE

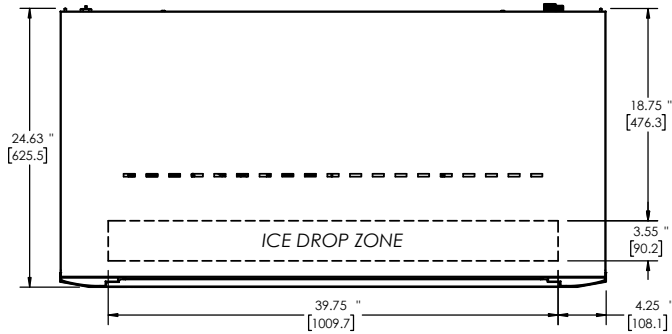
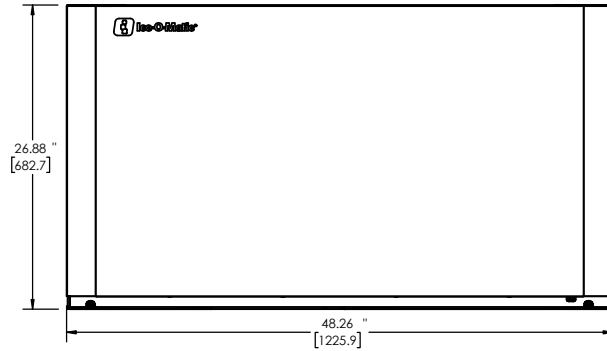
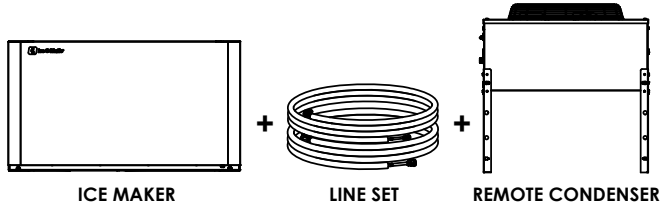
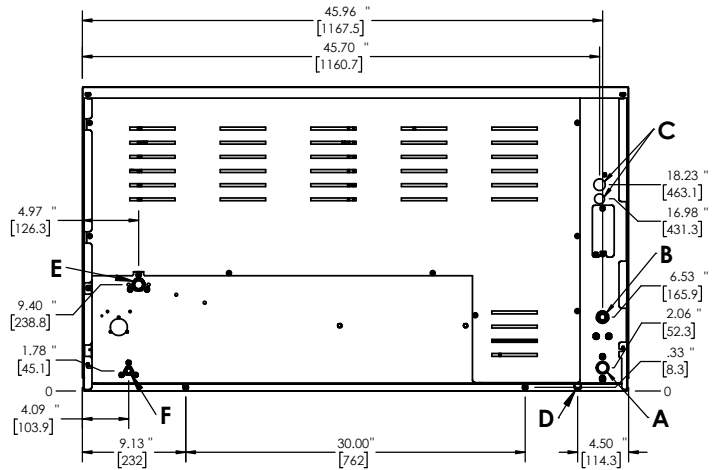
www.iceomatic.com

Rev. 04/2026 Printed in U.S.A.

APPROVAL: _____ DATE: _____

**Ice-O-Matic****CUBE ICE MAKER****CIM1446FR49**

Line drawing note: Numbers with quote symbol " are in inches. Numbers enclosed in [brackets] are in millimeters.

PLAN / TOP VIEW**ELEVATION / FRONT VIEW****UTILITIES / BACK VIEW****Remote Cooled**

- A. Ice Maker Drain, 3/4" FPT
- B. Ice Maker Potable Water Inlet, 3/8" FPT
- C. Electrical Connection, \varnothing .875" [22.2] (2)
- D. Condensate Base Drain, \varnothing .50" [12.7]
- E. Remote Condenser Discharge Line, 1/2" male quick connect for line set
- F. Remote Condenser Liquid Line, 3/8" male quick connect for line set

| SPECIFICATIONS | |
|---|------------------------------|
| Model | CIM1446FR49 |
| Condensing Type | Remote |
| Voltage/Hertz/Phase | 208-230/60/1 |
| Min. Circuit Amp | 19.7 A |
| Max Breaker Size | 30 A |
| KWH per 100 lbs of ice at 70°F air / 50°F water | 3.50 |
| KWH per 100 lbs of ice at 90°F air / 70°F water | 4.29 |
| BTU (approx per hour) | 23400 |
| Number of Wires | 3 (including ground) |
| Refrigerant | R449A |
| Refrigeration Charge | 250 oz |
| Ice Production per 24 hrs | |
| 70° air / 50° water lbs (kg) | 90° air / 70° water lbs (kg) |
| 1609 (730) | 1308 (593) |
| Water Usage gallons per 100 lbs of ice 90°F air / 70°F water | |
| Potable | Condenser |
| 15.2 | N/A |

| OPERATING REQUIREMENTS | | |
|---------------------------|------------------------------------|-------------------|
| | MINIMUM | MAXIMUM |
| Ambient Temp. Range Air | 50°F (10°C) | 100°F (38°C) |
| Water Temp | 40°F (4°C) | 100°F (38°C) |
| Water Pressure | 20 PSIG (1.4 BAR) | 80 PSIG (5.5 BAR) |
| DIMENSIONS | | |
| Unit Width | 48.25 in. | 1226 mm |
| Unit Depth | 24.25 in. | 616 mm |
| Unit Height | 26.8 in. | 681 mm |
| Shipping Weight | 310 lbs / 141 kg | |
| Shipping Dimensions (in.) | 51 (W) x 27 (D) x 33 (H) | |
| Shipping Dimensions (mm) | 1295.4 (W) x 685.8 (D) x 838.2 (H) | |